



Round 3 - Phillip Island GP Circuit - September 3 & 4
ROARING SPORTIES

Leg 4

Date: **04/09/22**
Event: **R32**
Weather: **Mostly cloudy - Temp: 12.3C**
Track: **Dry - Temp: 20.8C**

Started at: **16:55:34**
Laps: **4**
Starters: **19**
Printed at: **17:06**

PROVISIONAL CLASSIFICATION

Pos	No	Name	Machine	Laps	Race Time	Behind Leader	Behind Prev	Fastest Lap	On Lap	Top Speed
1	25	Jeremy SENIOR / Boyers Excavations / Luxe Hair Lab	Buell M2 Cycl. 1200	4	7:45.348			1:54.128	4	225
2	6	Ben LUCCHITTI / Realta Enterprises / P&L Cycles	Harley Dav. Sport. 1200	4	7:45.440	.092	.092	1:54.146	4	215
3	56	Alan FEELY / Fearless M-cycles	Buell XB1200R 1200	4	7:48.436	3.088	2.996	1:54.978	3	213
4	46	David KNOX / Phoenix Motorcycles / Gippsland Shed Group	Harley Dav. Sport. 1200	4	7:48.942	3.594	.506	1:54.148	4	216
5	1	William DOWNIE / Bazil Built / White Wolf Den	Harley Dav. Sport. 1200	4	7:52.667	7.319	3.725	1:55.294	4	213
6	7	Sam LUCCHITTI / Realta Enterprises / P&L Cycles	Harley Dav. Sport. 1200	4	7:53.154	7.806	.487	1:56.574	4	211
7	19	Denis ACKLAND	Harley Dav. Sport. 1200	4	7:53.775	8.427	.621	1:54.934	4	223
8	32	Troy THOMAS / Gippsland Shed Group	Harley Dav. Sport. 1200	4	8:22.919	37.571	29.144	2:03.867	4	192
9	12A	Marc HOUSSENLOGE / Sydney Custom Spraypainting	Harley Dav. Sport. 1200	4	8:23.290	37.942	.371	2:03.270	4	202
10	12	Kruiz JENKINS / Jenkins Smash Repairs Racing	Buell Firebolt 900	4	8:32.153	46.805	8.863	2:05.471	4	201
11	95	Ross BOLDING	Harley Dav. Sport. 1200	4	8:32.507	47.159	.354	2:06.456	2	198
12	9	Eddy GARNER / Aussie Bike Tours	Harley Dav. Sport. 1200	4	8:37.086	51.738	4.579	2:06.968	4	181
13	42	Charles PALMER / Spinning Wheels HD Repairs	Harley Dav. Sport. 1200	4	8:37.167	51.819	.081	2:07.066	3	200
14	13	Robson MITCHELL / Oak Tree Tavern / MotoHeaven	Harley Dav. Sport. 1200	4	8:46.143	1:00.795	8.976	2:06.387	4	200
15	117	Robert BALE		4	8:53.775	1:08.427	7.632	2:10.166	3	195
16	86	Tim LEESON / Tekink	Harley Dav. Sport. 1200	4	9:17.815	1:32.467	24.040	2:15.975	2	191
17	22	Tara MORRISON / Fearless Motorcycles	Harley Dav. Sport. 1200	4	9:24.711	1:39.363	6.896	2:17.190	4	196
18	54	David HOY	Harley Dav. Sport. 1200	4	9:25.246	1:39.898	.535	2:17.922	2	189
DNF	14	Peter PHILLIPS	Harley Dav. XG 750	3	7:03.053	1:11.833		2:17.089	3	183

Fastest Lap was 1:54.128 by Jeremy SENIOR

*** RACE REDUCED FROM 5 TO 4 LAPS DUE TO EARLIER TIME DELAYS ***

The results are provisional until the end of the time limit for protests and appeals.


Scott Laing
Chief Timekeeper - Scott Laing

Tony Bolin
Clerk of Course - Tony Bolin



COMPUTIME RACE TIMING SYSTEMS PTY LTD
www.computime.com.au

E-mail: scott@computime.com.au / Ph: 0418 17 13 17





Round 3 - Phillip Island GP Circuit - September 3 & 4
ROARING SPORTIES

Leg 4

Date: **04/09/22**
 Event: **R32**
 Weather: **Mostly cloudy - Temp: 12.3C**
 Track: **Dry - Temp: 20.8C**

Started at: **16:55:34**
 Laps: **4**
 Starters: **19**
 Printed at: **17:06**


PROVISIONAL LAP TIMES


No	Name	Lap 1	Lap 2	Lap 3	Lap 4
1	William DOWNIE	2:04.101	1:56.566	1:56.706	1:55.294
6	Ben LUCCHITTI	2:00.958	1:55.419	1:54.917	1:54.146
7	Sam LUCCHITTI	2:02.069	1:57.702	1:56.809	1:56.574
9	Eddy GARNER	2:13.806	2:08.759	2:07.553	2:06.968
12	Kruiz JENKINS	2:14.233	2:06.150	2:06.299	2:05.471
12A	Marc HOUSSENLOGE	2:09.793	2:05.162	2:05.065	2:03.270
13	Robson MITCHELL	2:19.722	2:10.954	2:09.080	2:06.387
14	Peter PHILLIPS	2:27.705	2:18.259	2:17.089	
19	Denis ACKLAND	2:05.305	1:56.741	1:56.795	1:54.934
22	Tara MORRISON	2:25.035	2:19.486	2:23.000	2:17.190
25	Jeremy SENIOR	2:00.261	1:55.364	1:55.595	1:54.128
32	Troy THOMAS	2:10.925	2:04.103	2:04.024	2:03.867
42	Charles PALMER	2:15.234	2:07.335	2:07.066	2:07.532
46	David KNOX	2:03.698	1:55.997	1:55.099	1:54.148
54	David HOY	2:29.508	2:17.922	2:19.055	2:18.761
56	Alan FEELY	2:02.254	1:55.817	1:54.978	1:55.387
86	Tim LEESON	2:24.681	2:15.975	2:19.186	2:17.973
95	Ross BOLDING	2:10.601	2:06.456	2:07.607	2:07.843
117	Robert BALE	2:20.860	2:10.849	2:10.166	2:11.900

*** RACE REDUCED FROM 5 TO 4 LAPS DUE TO EARLIER TIME DELAYS ***

The results are provisional until the end of the time limit for protests and appeals.



 Chief Timekeeper - Scott Laing


 Clerk of Course - Tony Bolin



COMPUTIME RACE TIMING SYSTEMS PTY LTD
www.computime.com.au

E-mail: scott@computime.com.au / Ph: 0418 17 13 17





Round 3 - Phillip Island GP Circuit - September 3 & 4
ROARING SPORTIES

Leg 4

Date: 04/09/22
Event: R32
Weather: Mostly cloudy - Temp: 12.3C
Track: Dry - Temp: 20.8C


Started at: 16:55:34
Laps: 4
Starters: 19
Printed at: 17:06

PROVISIONAL SPLIT TIMES

Lap	Split 1	Split 2	Split 3	Split 4	Lap Time	Spd	Lap	Split 1	Split 2	Split 3	Split 4	Lap Time	Spd
1 William DOWNIE (5th)							2	32.414	37.640	25.352	35.548	2:10.954	200
1	35.545	34.024	22.243	32.289	2:04.101	163	3	31.832	37.302	25.083	34.863	2:09.080	193
2	28.184	34.130	21.976	32.276	1:56.566	213	4	<u>31.351</u>	<u>36.349</u>	<u>24.491</u>	<u>34.196</u>	<u>2:06.387</u>	197
3	28.483	33.802	22.265	32.156	1:56.706	209	14 Peter PHILLIPS (DNF)						
4	<u>28.173</u>	<u>33.267</u>	<u>21.738</u>	<u>32.116</u>	<u>1:55.294</u>	208	1	42.875	41.224	26.259	37.347	2:27.705	139
6 Ben LUCCHITTI (2nd)							2	<u>34.051</u>	40.306	26.662	<u>37.240</u>	2:18.259	183
1	33.957	33.098	21.990	31.913	2:00.958	168	3	34.105	<u>39.799</u>	<u>25.921</u>	37.264	<u>2:17.089</u>	170
2	28.217	33.287	22.120	31.795	1:55.419	214	19 Denis ACKLAND (7th)						
3	28.019	33.139	21.935	31.824	1:54.917	215	1	35.913	34.471	22.541	32.380	2:05.305	168
4	<u>27.756</u>	<u>33.059</u>	<u>21.743</u>	<u>31.588</u>	<u>1:54.146</u>	213	2	<u>27.652</u>	34.227	22.225	32.637	1:56.741	223
7 Sam LUCCHITTI (6th)							3	27.739	33.948	22.671	32.437	1:56.795	220
1	34.424	33.220	22.290	32.135	2:02.069	167	4	27.693	<u>33.525</u>	<u>21.980</u>	<u>31.736</u>	<u>1:54.934</u>	220
2	<u>28.406</u>	33.943	22.506	32.847	1:57.702	211	22 Tara MORRISON (17th)						
3	28.839	<u>33.639</u>	22.310	32.021	1:56.809	207	1	40.726	40.567	27.216	36.526	2:25.035	165
4	28.462	34.286	<u>21.811</u>	<u>32.015</u>	<u>1:56.574</u>	209	2	<u>33.819</u>	40.685	27.405	37.577	2:19.486	196
9 Eddy GARNER (12th)							3	35.347	41.015	<u>26.822</u>	39.816	2:23.000	170
1	38.369	36.960	23.544	34.933	2:13.806	162	4	34.064	<u>38.789</u>	26.893	<u>37.444</u>	<u>2:17.190</u>	160
2	31.561	37.429	24.125	35.644	2:08.759	176	25 Jeremy SENIOR (1st)						
3	31.247	<u>37.012</u>	23.987	35.307	2:07.553	173	1	33.217	33.441	21.945	31.658	2:00.261	174
4	<u>31.086</u>	37.296	<u>23.942</u>	<u>34.644</u>	<u>2:06.968</u>	181	2	27.457	33.969	22.293	31.645	1:55.364	224
12 Kruiz JENKINS (10th)							3	27.647	<u>33.448</u>	22.443	32.057	1:55.595	223
1	38.709	37.000	23.980	34.544	2:14.233	162	4	<u>27.138</u>	33.515	<u>21.971</u>	<u>31.504</u>	<u>1:54.128</u>	225
2	30.482	37.070	<u>24.167</u>	34.431	2:06.150	200	32 Troy THOMAS (8th)						
3	30.596	37.020	24.346	<u>34.337</u>	2:06.299	201	1	37.307	35.916	23.874	33.828	2:10.925	156
4	<u>29.893</u>	<u>36.323</u>	24.179	35.076	<u>2:05.471</u>	200	2	30.368	36.150	<u>23.911</u>	<u>33.674</u>	2:04.103	192
12A Marc HOUSSENOGE (9th)							3	30.318	<u>35.495</u>	24.143	34.068	2:04.024	189
1	36.479	35.782	23.551	33.981	2:09.793	164	4	<u>30.291</u>	35.806	23.985	33.785	<u>2:03.867</u>	184
2	30.722	35.680	24.060	34.700	2:05.162	201	42 Charles PALMER (13th)						
3	30.555	36.282	23.755	34.473	2:05.065	202	1	38.928	37.422	24.340	34.544	2:15.234	160
4	<u>30.150</u>	<u>35.587</u>	<u>23.400</u>	<u>34.133</u>	<u>2:03.270</u>	201	2	<u>30.686</u>	37.205	24.424	35.020	2:07.335	200
13 Robson MITCHELL (14th)							3	30.694	<u>36.874</u>	<u>24.316</u>	35.182	<u>2:07.066</u>	197
1	40.444	38.074	24.987	36.217	2:19.722	161	4	31.352	36.953	24.645	<u>34.582</u>	2:07.532	194


Scott Laing
Chief Timekeeper - Scott Laing

Tony Bolin
Clerk of Course - Tony Bolin



COMPUTIME RACE TIMING SYSTEMS PTY LTD
www.computime.com.au

E-mail: scott@computime.com.au / Ph: 0418 17 13 17





Round 3 - Phillip Island GP Circuit - September 3 & 4
ROARING SPORTIES

Leg 4

Started at: 16:55:34

Laps: 4

Starters: 19

Printed at: 17:06

Date: 04/09/22
Event: R32
Weather: Mostly cloudy - Temp: 12.3C
Track: Dry - Temp: 20.8C

PROVISIONAL SPLIT TIMES

Lap	Split 1	Split 2	Split 3	Split 4	Lap Time	Spd	Lap	Split 1	Split 2	Split 3	Split 4	Lap Time	Spd
46 David KNOX (4th)							1	43.362	38.946	25.320	37.053	2:24.681	153
1	35.089	34.075	22.371	32.163	2:03.698	169	2	<u>32.453</u>	<u>38.649</u>	<u>26.218</u>	<u>38.655</u>	<u>2:15.975</u>	191
2	27.824	33.473	22.234	32.466	1:55.997	216	3	34.009	38.920	26.349	39.908	2:19.186	159
3	28.130	33.029	21.969	31.971	1:55.099	211	4	33.870	38.931	26.438	38.734	2:17.973	167
4	<u>27.723</u>	<u>32.992</u>	<u>21.792</u>	<u>31.641</u>	<u>1:54.148</u>	214							
54 David HOY (18th)							95 Ross BOLDING (11th)						
1	43.086	41.234	27.199	37.989	2:29.508	146	1	37.085	36.081	23.672	33.763	2:10.601	158
2	<u>33.551</u>	40.025	<u>26.315</u>	38.031	<u>2:17.922</u>	189	2	31.020	<u>36.949</u>	24.317	<u>34.170</u>	<u>2:06.456</u>	196
3	33.984	<u>39.651</u>	26.927	38.493	2:19.055	173	3	<u>30.807</u>	37.131	24.637	35.032	2:07.607	198
4	33.973	40.183	27.020	<u>37.585</u>	2:18.761	165	4	31.826	37.652	<u>24.072</u>	34.293	2:07.843	195
56 Alan FEELY (3rd)							117 Robert BALE (15th)						
1	34.524	34.136	22.221	31.373	2:02.254	168	1	40.999	38.276	25.555	36.030	2:20.860	151
2	28.304	33.462	22.322	31.729	1:55.817	213	2	31.539	<u>37.976</u>	25.620	35.714	2:10.849	195
3	<u>28.207</u>	33.374	21.983	<u>31.414</u>	<u>1:54.978</u>	213	3	<u>31.236</u>	37.999	<u>25.427</u>	<u>35.504</u>	<u>2:10.166</u>	194
4	28.251	<u>33.322</u>	<u>21.761</u>	32.053	1:55.387	211	4	31.398	38.115	25.642	36.745	2:11.900	190


86 Tim LEESON (16th)

*** RACE REDUCED FROM 5 TO 4 LAPS DUE TO EARLIER TIME DELAYS ***

The results are provisional until the end of the time limit for protests and appeals.


Scott Laing
Chief Timekeeper - Scott Laing

Tony Bolin
Clerk of Course - Tony Bolin



COMPUTIME RACE TIMING SYSTEMS PTY LTD
www.computime.com.au

E-mail: scott@computime.com.au / Ph: 0418 17 13 17





Round 3 - Phillip Island GP Circuit - September 3 & 4
ROARING SPORTIES

Leg 4

Date: 04/09/22
 Event: R32
 Weather: Mostly cloudy - Temp: 12.3C
 Track: Dry - Temp: 20.8C

Started at: 16:55:34
 Laps: 4
 Starters: 19
 Printed at: 17:06

PROVISIONAL FASTEST LAPS SEQUENCE

Lap	Race Pos	No	Name	Machine	Fastest Lap	On Lap
1	1	25	Jeremy SENIOR	Buell M2 Cycl. 1200	2:00.261	1
2	1	25	Jeremy SENIOR	Buell M2 Cycl. 1200	1:55.364	2
3	2	6	Ben LUCCHITTI	Harley Dav. Sport. 1200	1:54.917	3
4	1	25	Jeremy SENIOR	Buell M2 Cycl. 1200	1:54.128	4

*** RACE REDUCED FROM 5 TO 4 LAPS DUE TO EARLIER TIME DELAYS ***

The results are provisional until the end of the time limit for protests and appeals.


Scott Laing
 Chief Timekeeper - Scott Laing

Tony Bolin
 Clerk of Course - Tony Bolin



COMPUTIME RACE TIMING SYSTEMS PTY LTD
www.computime.com.au

E-mail: scott@computime.com.au / Ph: 0418 17 13 17





Round 3 - Phillip Island GP Circuit - September 3 & 4
ROARING SPORTIES

Leg 4

Started at: 16:55:34
 Laps: 4
 Starters: 19
 Printed at: 17:06

Date: 04/09/22
 Event: R32
 Weather: Mostly cloudy - Temp: 12.3C
 Track: Dry - Temp: 20.8C

PROVISIONAL LAP SHEET


No	Lap Time	Gap	No	Lap Time	Gap	No	Lap Time	Gap
Lap 1			32	2:04.103	19.403	22	2:23.000	1:16.30
25	2:00.261		95	2:06.456	21.432	Lap 4		
6	2:00.958	.697	12	2:06.150	24.758	25	1:54.128	
7	2:02.069	1.808	9	2:08.759	26.940	6	1:54.146	.092
56	2:02.254	1.993	42	2:07.335	26.944	56	1:55.387	3.088
46	2:03.698	3.437	13	2:10.954	35.051	46	1:54.148	3.594
1	2:04.101	3.840	117	2:10.849	36.084	1	1:55.294	7.319
19	2:05.305	5.044	86	2:15.975	45.031	7	1:56.574	7.806
12A	2:09.793	9.532	22	2:19.486	48.896	19	1:54.934	8.427
95	2:10.601	10.340	14	2:18.259	50.339	32	2:03.867	37.571
32	2:10.925	10.664	54	2:17.922	51.805	12A	2:03.270	37.942
9	2:13.806	13.545	Lap 3			12	2:05.471	46.805
12	2:14.233	13.972	25	1:55.595		95	2:07.843	47.159
42	2:15.234	14.973	6	1:54.917	.074	9	2:06.968	51.738
13	2:19.722	19.461	56	1:54.978	1.829	42	2:07.532	51.819
117	2:20.860	20.599	46	1:55.099	3.574	13	2:06.387	1:00.79
86	2:24.681	24.420	7	1:56.809	5.360	117	2:11.900	1:08.42
22	2:25.035	24.774	1	1:56.706	6.153	86	2:17.973	1:32.46
14	2:27.705	27.444	19	1:56.795	7.621	22	2:17.190	1:39.36
54	2:29.508	29.247	32	2:04.024	27.832	54	2:18.761	1:39.89
Lap 2			12A	2:05.065	28.800			
25	1:55.364		95	2:07.607	33.444			
6	1:55.419	.752	12	2:06.299	35.462			
56	1:55.817	2.446	42	2:07.066	38.415			
46	1:55.997	4.070	9	2:07.553	38.898			
7	1:57.702	4.146	13	2:09.080	48.536			
1	1:56.566	5.042	117	2:10.166	50.655			
19	1:56.741	6.421	86	2:19.186	1:08.62			
12A	2:05.162	19.330	14	2:17.089	1:11.83			
			54	2:19.055	1:15.26			

*** RACE REDUCED FROM 5 TO 4 LAPS DUE TO EARLIER TIME DELAYS ***

The results are provisional until the end of the time limit for protests and appeals.


Scott Laing
 Chief Timekeeper - Scott Laing

Tony Bolin
 Clerk of Course - Tony Bolin



COMPUTIME RACE TIMING SYSTEMS PTY LTD
www.computime.com.au

E-mail: scott@computime.com.au / Ph: 0418 17 13 17





Round 3 - Phillip Island GP Circuit - September 3 & 4
ROARING SPORTIES

Leg 4

Date: 04/09/22
 Event: R32
 Weather: Mostly cloudy - Temp: 12.3C
 Track: Dry - Temp: 20.8C

Started at: 16:55:34
 Laps: 4
 Starters: 19
 Printed at: 17:06

PROVISIONAL LAP CHART


Name	Grid	1	2	3	4	Name
J. SENIOR	25	25	25	25	25	J. SENIOR
B. LUCCHITTI	6	6	6	6	6	B. LUCCHITTI
A. FEELY	56	7	56	56	56	A. FEELY
D. KNOX	46	56	46	46	46	D. KNOX
S. LUCCHITTI	7	46	7	7	1	W. DOWNIE
D. ACKLAND	19	1	1	1	7	S. LUCCHITTI
W. DOWNIE	1	19	19	19	19	D. ACKLAND
M. HOUSSENLOGE	12A	12A	12A	32	32	T. THOMAS
R. BOLDING	95	95	32	12A	12A	M. HOUSSENLOGE
E. GARNER	9	32	95	95	12	K. JENKINS
T. THOMAS	32	9	12	12	95	R. BOLDING
C. BEATTIE	113	12	9	42	9	E. GARNER
K. JENKINS	12	42	42	9	42	C. PALMER
C. PALMER	42	13	13	13	13	R. MITCHELL
T. LEESON	86	117	117	117	117	R. BALE
P. PHILLIPS	14	86	86	86	86	T. LEESON
D. HOY	54	22	22	14	22	T. MORRISON
R. BALE	117	14	14	54	54	D. HOY
J. WILLIAMS	45	54	54	22		
S. ADAM	66					S. ADAM

*** RACE REDUCED FROM 5 TO 4 LAPS DUE TO EARLIER TIME DELAYS ***

The results are provisional until the end of the time limit for protests and appeals.


Scott Laing
 Chief Timekeeper - Scott Laing

Tony Bolin
 Clerk of Course - Tony Bolin



COMPUTIME RACE TIMING SYSTEMS PTY LTD
www.computime.com.au

E-mail: scott@computime.com.au / Ph: 0418 17 13 17





Round 3 - Phillip Island GP Circuit - September 3 & 4
ROARING SPORTIES

Leg 4

Date: **04/09/22**
Event: **R32**
Weather: **Mostly cloudy - Temp: 12.3C**
Track: **Dry - Temp: 20.8C**

Started at: **16:55:34**
Laps: **4**
Starters: **19**
Printed at: **17:06**

PROVISIONAL BEST PARTIAL TIMES


Pos	Split 1		Split 2		Split 3		Split 4		LAP		Ideal	Fastest
	Name	Time	Name	Time	Name	Time	Name	Time	Name	Time		
1	J. SENIOR	27.138	D. KNOX	32.992	W. DOWNIE	21.738	A. FEELY	31.373	J. SENIOR	1:54.028	1:54.128	
2	D. ACKLAND	27.652	B. LUCCHITTI	33.059	B. LUCCHITTI	21.743	J. SENIOR	31.504	B. LUCCHITTI	1:54.146	1:54.146	
3	D. KNOX	27.723	S. LUCCHITTI	33.220	A. FEELY	21.761	B. LUCCHITTI	31.588	D. KNOX	1:54.148	1:54.148	
4	B. LUCCHITTI	27.756	W. DOWNIE	33.267	D. KNOX	21.792	D. KNOX	31.641	A. FEELY	1:54.663	1:54.978	
5	W. DOWNIE	28.173	A. FEELY	33.322	S. LUCCHITTI	21.811	D. ACKLAND	31.736	D. ACKLAND	1:54.893	1:54.934	
6	A. FEELY	28.207	J. SENIOR	33.441	J. SENIOR	21.945	S. LUCCHITTI	32.015	W. DOWNIE	1:55.294	1:55.294	
7	S. LUCCHITTI	28.406	D. ACKLAND	33.525	D. ACKLAND	21.980	W. DOWNIE	32.116	S. LUCCHITTI	1:55.452	1:56.574	
8	K. JENKINS	29.893	T. THOMAS	35.495	M. HOUSSEN	23.400	T. THOMAS	33.674	M. HOUSSEN	2:03.118	2:03.270	
9	M. HOUSSEN	30.150	M. HOUSSEN	35.587	E. GARNER	23.544	R. BOLDING	33.763	T. THOMAS	2:03.334	2:03.867	
10	T. THOMAS	30.291	R. BOLDING	36.081	R. BOLDING	23.672	M. HOUSSEN	33.981	R. BOLDING	2:04.323	2:06.456	
11	C. PALMER	30.686	K. JENKINS	36.323	T. THOMAS	23.874	R. MITCHELL	34.196	K. JENKINS	2:04.533	2:05.471	
12	R. BOLDING	30.807	R. MITCHELL	36.349	K. JENKINS	23.980	K. JENKINS	34.337	E. GARNER	2:06.234	2:06.968	
13	E. GARNER	31.086	C. PALMER	36.874	C. PALMER	24.316	C. PALMER	34.544	R. MITCHELL	2:06.387	2:06.387	
14	R. BALE	31.236	E. GARNER	36.960	R. MITCHELL	24.491	E. GARNER	34.644	C. PALMER	2:06.420	2:07.066	
15	R. MITCHELL	31.351	R. BALE	37.976	T. LEESON	25.320	R. BALE	35.504	R. BALE	2:10.143	2:10.166	
16	T. LEESON	32.453	T. LEESON	38.649	R. BALE	25.427	T. MORRISON	36.526	T. LEESON	2:13.475	2:15.975	
17	D. HOY	33.551	T. MORRISON	38.789	P. PHILLIPS	25.921	T. LEESON	37.053	T. MORRISON	2:15.956	2:17.190	
18	T. MORRISON	33.819	D. HOY	39.651	D. HOY	26.315	P. PHILLIPS	37.240	P. PHILLIPS	2:17.011	2:17.089	
19	P. PHILLIPS	34.051	P. PHILLIPS	39.799	T. MORRISON	26.822	D. HOY	37.585	D. HOY	2:17.102	2:17.922	

*** RACE REDUCED FROM 5 TO 4 LAPS DUE TO EARLIER TIME DELAYS ***

The results are provisional until the end of the time limit for protests and appeals.


Scott Laing
Chief Timekeeper - Scott Laing

Tony Bolin
Clerk of Course - Tony Bolin



COMPUTIME RACE TIMING SYSTEMS PTY LTD
www.computime.com.au

E-mail: scott@computime.com.au / Ph: 0418 17 13 17






Round 3 - Phillip Island GP Circuit - September 3 & 4
ROARING SPORTIES
PROVISIONAL ROUND POINTS

ROARING SPORTIES

Pos	No	Name	Rnd 2 Race 1	Rnd 2 Race 2	Rnd 2 Race 3	Rnd 2 Race 4	Total
1	25	Jeremy SENIOR	18	25	25	25	93
2	6	Ben LUCCHITTI	25	20	20	20	85
3	7	Sam LUCCHITTI	20	18	16	15	69
4	56	Alan FEELY	17	15	18	18	68
5	1	William DOWNIE	16	17	14	16	63
6	19	Denis ACKLAND	15	13	15	14	57
7	46	David KNOX	10	12	17	17	56
8	12A	Marc HOUSSENLOGE	11	10	13	12	46
9	32	Troy THOMAS	9	9	10	13	41
10	9	Eddy GARNER	12	8	11	9	40
11	95	Ross BOLDING	6	11	12	10	39
12	45	John WILLIAMS	14	16			30
13	12	Kruiz JENKINS	3	6	8	11	28
14	42	Charles PALMER	8	4	7	8	27
15	66	Scott ADAM	13	14			27
16	113	Chris BEATTIE	7	7	9		23
17	86	Tim LEESON	2	2	6	5	15
18	117	Robert BALE	5		3	6	14
19	13	Robson MITCHELL	4			7	11
20	54	David HOY		3	4	3	10
21	22	Tara MORRISON		5		4	9
22	14	Peter PHILLIPS	1	1	5		7


Scott Laing
 Chief Timekeeper - Scott Laing

Tony Bolin
 Clerk of Course - Tony Bolin



COMPUTIME RACE TIMING SYSTEMS PTY LTD
www.computime.com.au

E-mail: scott@computime.com.au / Ph: 0418 17 13 17






Round 3 - Phillip Island GP Circuit - September 3 & 4
ROARING SPORTIES
PROVISIONAL PROGRESSIVE SERIES POINTS

ROARING SPORTIES

Pos	No	Name	Rnd 1 B/ford	Rnd 2 Race 1	Rnd 2 Race 2	Rnd 2 Race 3	Rnd 2 Race 4	Total
1	6	Ben LUCCHITTI	75	25	20	20	20	160
2	25	Jeremy SENIOR	53	18	25	25	25	146
3	7	Sam LUCCHITTI	60	20	18	16	15	129
4	56	Alan FEELY	50	17	15	18	18	118
5	19	Denis ACKLAND	30	15	13	15	14	87
6	9	Eddy GARNER	46	12	8	11	9	86
7	95	Ross BOLDING	42	6	11	12	10	81
8	46	David KNOX	18	10	12	17	17	74
9	42	Charles PALMER	38	8	4	7	8	65
10	1	William DOWNIE		16	17	14	16	63
11	113	Chris BEATTIE	34	7	7	9		57
12	12A	Marc HOUSSENLOGE		11	10	13	12	46
13	117	Robert BALE	30	5		3	6	44
14	86	Tim LEESON	28	2	2	6	5	43
15	32	Troy THOMAS		9	9	10	13	41
16	14	Peter PHILLIPS	27	1	1	5		34
17	45	John WILLIAMS		14	16			30
18	12	Kruiz JENKINS		3	6	8	11	28
19	66	Scott ADAM		13	14			27
20	13	Robson MITCHELL	14	4			7	25
21		Brian MARCH	22					22
22	54	David HOY	11		3	4	3	21
23	22	Tara MORRISON			5		4	9

Scott Laing
 Chief Timekeeper - Scott Laing

Tony Bolin
 Clerk of Course - Tony Bolin



COMPUTIME RACE TIMING SYSTEMS PTY LTD
www.computime.com.au

E-mail: scott@computime.com.au / Ph: 0418 17 13 17

